




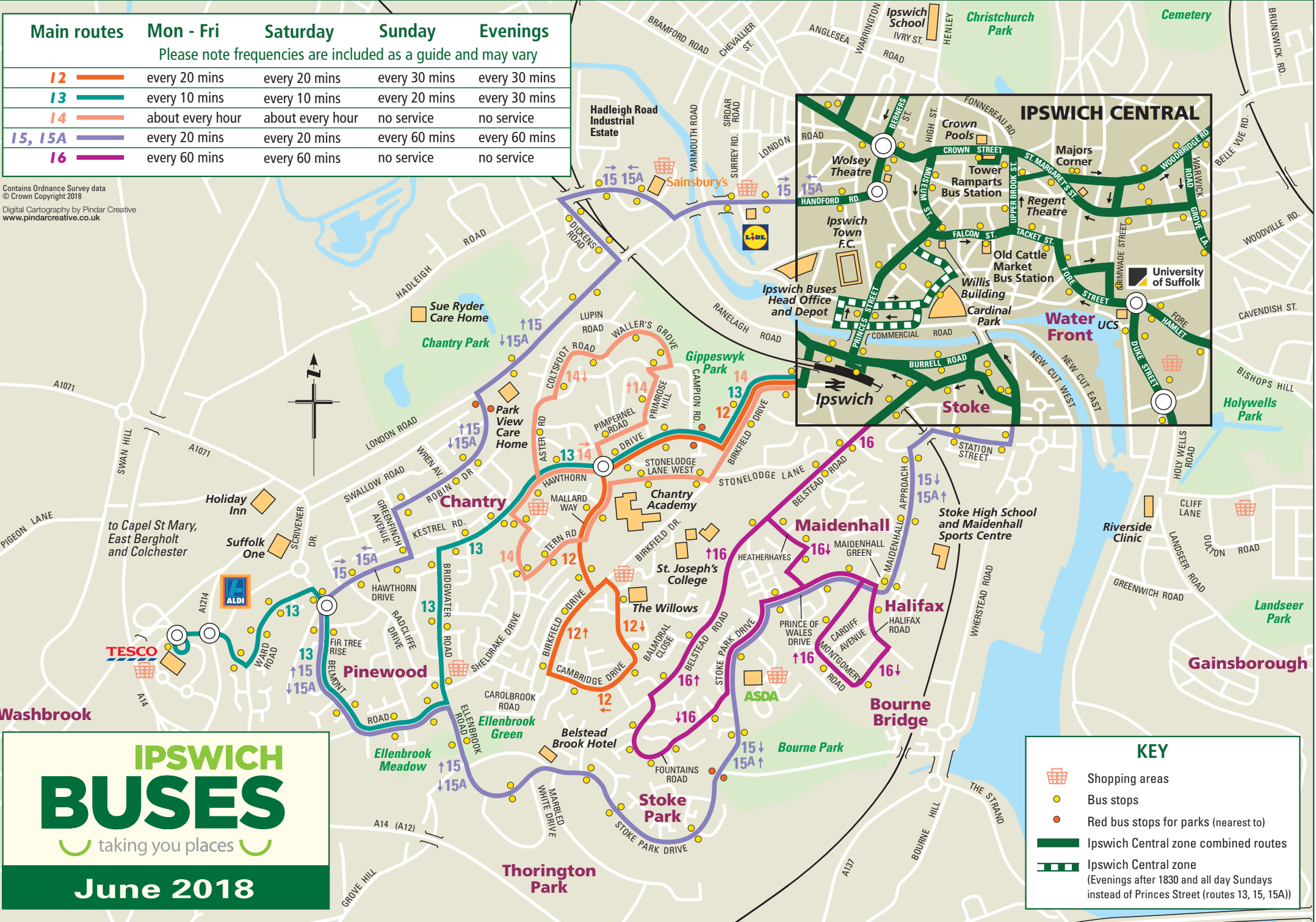


Main routes	Mon - Fri	Saturday	Sunday	Evenings
12 	every 20 mins	every 20 mins	every 30 mins	every 30 mins
13 	every 10 mins	every 10 mins	every 20 mins	every 30 mins
14 	about every hour	about every hour	no service	no service
15, 15A 	every 20 mins	every 20 mins	every 60 mins	every 60 mins
16 	every 60 mins	every 60 mins	no service	no service






Please note frequencies are included as a guide and may vary

Contains Ordnance Survey data
© Crown Copyright 2018
Digital Cartography by Pindar Creative
www.pindarcreative.co.uk



IPSWICH BUSES
taking you places
June 2018

KEY

-  Shopping areas
-  Bus stops
-  Red bus stops for parks (nearest to)
-  Ipswich Central zone combined routes
-  Ipswich Central zone (Evenings after 1830 and all day Sundays instead of Princes Street (routes 13, 15, 15A))